

HOW TO GUIDE – PUTTING ON PPE FOR CONTACT/DROPLET PRECAUTIONS

1 Perform hand hygiene


Alcohol based handrub

Rub hands for 20–30 seconds.

or

Water and soap

Wash hands for 40–60 seconds.



2 Put on the gown



3 Put on the mask

Medical mask.



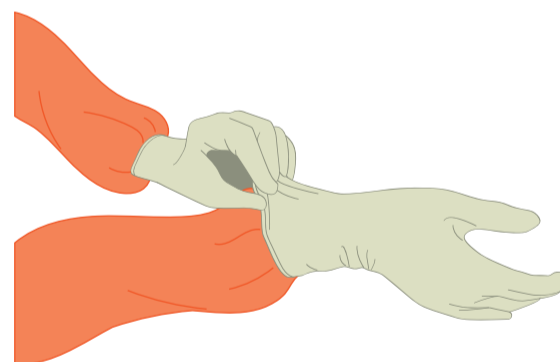
4 Put on eye protection

Put on face shield or goggles.



5 Put on gloves

Ensure glove is placed over the cuff of the gown.



Full PPE




HOW TO GUIDE – TAKING OFF PPE FOR CONTACT/DROPLET PRECAUTIONS

Ensure that infectious waste containers are available for safe disposal of PPE. Separate containers should be available for reusable items.

Order is important

1 Remove gloves



2 Remove the gown

Ensure gown is pulled away from the body during removal and that clothing does not become contaminated and dispose of them safely.



3 Perform hand hygiene


Alcohol based handrub

Rub hands for 20–30 seconds.

or

Water and soap

Wash hands for 40–60 seconds.




4 Remove eye protection

Remove face shield or goggles.



5 Remove the mask

Ensure you are taking the mask off from the straps, avoid touching the mask.



6 Perform hand hygiene

Alcohol based handrub

Rub hands for 20–30 seconds.

or

Water and soap

Wash hands for 40–60 seconds.

